

Signify Classified - Internal
Cooper Lighting Solutions Photometric Lab
1121 Highway 74 South
Peachtree City, GA 30269



Scaled data based on original data using
LM-79-08 Approved Method: Electrical and Photometric Measurements of Solid-
State Lighting Products

Test Report Prepared for
Cooper Lighting Solutions
(formerly Eaton)

Brand: STREETWORKS

Report Number: P868028

Luminaire Tested: **MEM2-HSN-SA-110-722-U-T3**

Issue Date: 08/21/2024

Test Information

Test Method: LM-79-08
Report Number: P868028
Test Lab: INNOVATION CENTER(G3)
Issue Date: 08/21/2024
Manufacturer: COOPER LIGHTING SOLUTIONS (FORMERLY EATON)
Product Line: STREETWORKS
Catalog Number: MEM2-HSN-SA-110-722-U-T3
Description: EPIC MODERN SHORT HOUSING DISCRETE LED ARRAYS 110W 70CRI 2200K
FITXURE w/ TYPE III DISTRIBUTION OPTIC
Light Source: (30) 2200K CCT, 70 CRI LEDS
Ballast/Driver: ELECTRONIC DRIVER

Summary

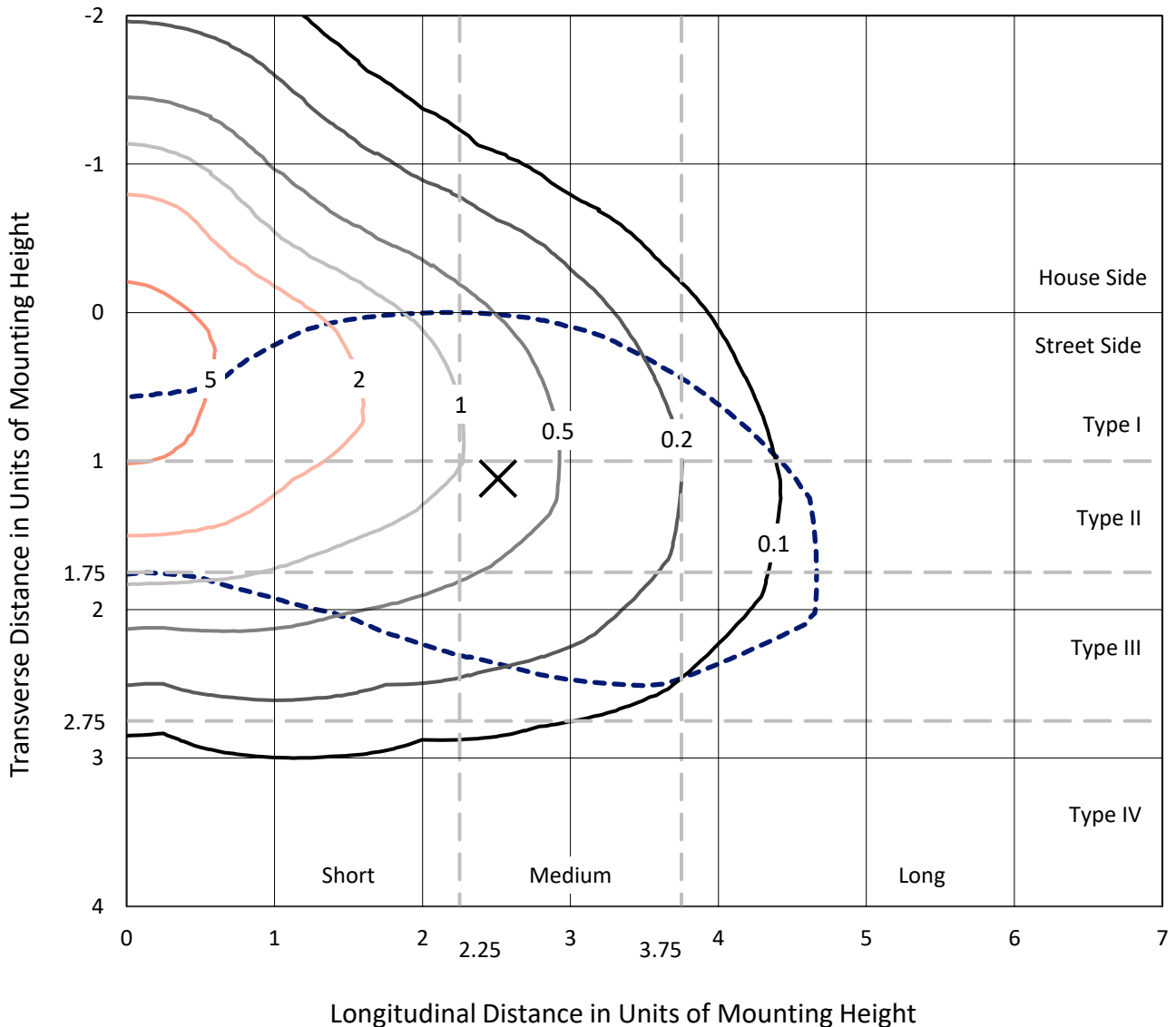
Lumens per Lamp: N/A
Luminaire Lumens: 14571.1 lumens
Efficiency: N/A
Efficacy: 128.9 lumens/watt
Luminous Opening: Rectangular (W 1' x L: 0.33' x H: 0')
IES Classification: Type III - Medium
BUG Rating: B2 - U0 - G2

Input Watts (W): 113
Input Voltage (V): 120
Input Current (A_{in}): NR
Voltage Rise (V): NR
Power Factor: 0.99
Total Harmonic Distortion (THDi): 7.77%
Frequency (hertz): 60
Stabilization Time: NR
Operation Time: NR
Ambient Temperature (°C): NR
Test Distance: 24 FT

REPORT NUMBER: P868028
 CATALOG NUMBER: MEM2-HSN-SA-110-722-U-T3

Iso-Footcandle Lines of Horizontal Illumination

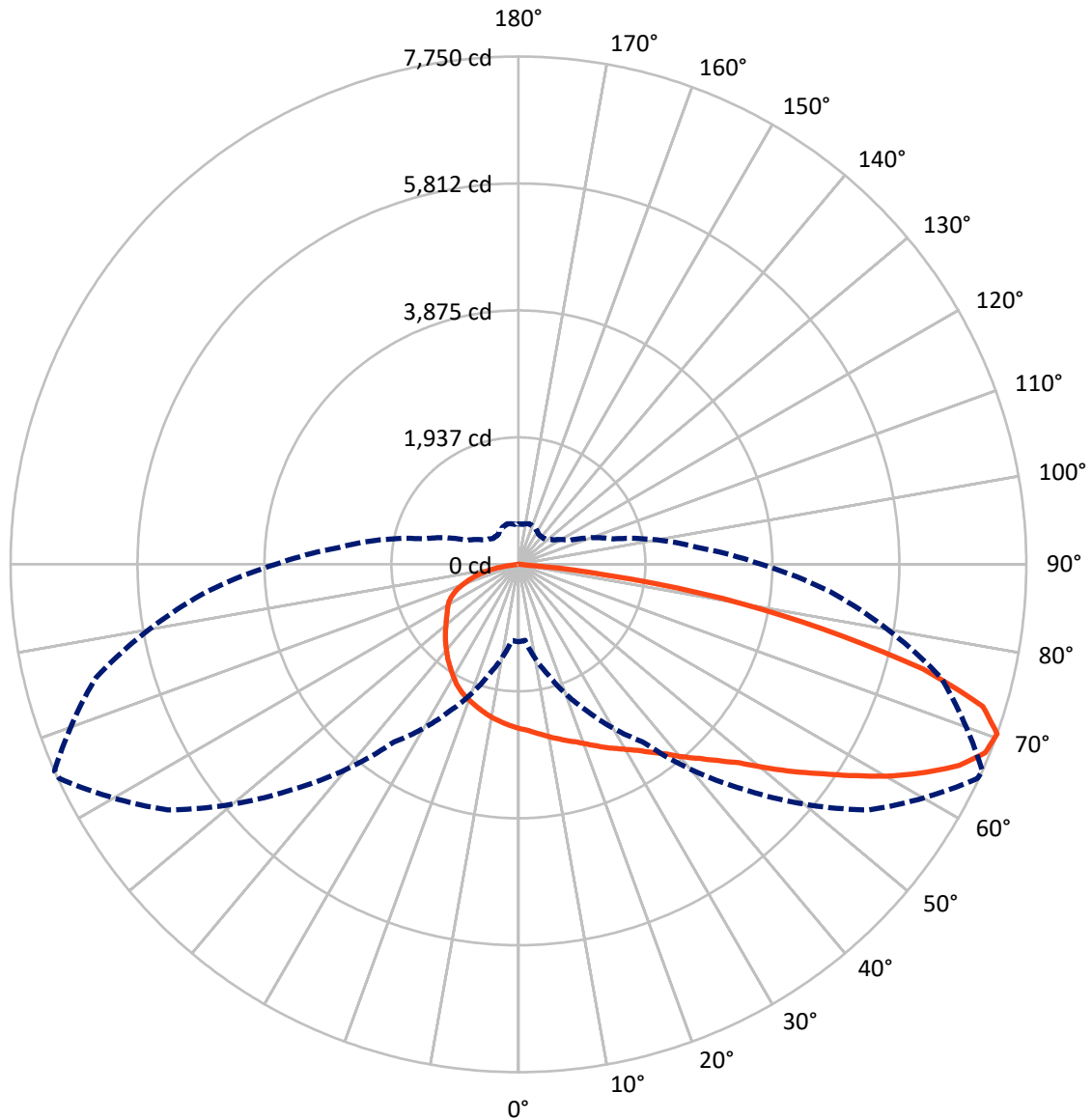
× Max cd
 - - - 1/2 Max cd



Based on 20 foot mounting height. Maximum calculated value = 6.7 fc
 Type III - Medium - N/A

REPORT NUMBER: P868028
CATALOG NUMBER: MEM2-HSN-SA-110-722-U-T3

Luminous Intensity Polar Plot



— Vertical Plane Through 66-Deg Lateral - - - Horizontal Cone Through 70-Deg Vertical

REPORT NUMBER: P868028
 CATALOG NUMBER: MEM2-HSN-SA-110-722-U-T3

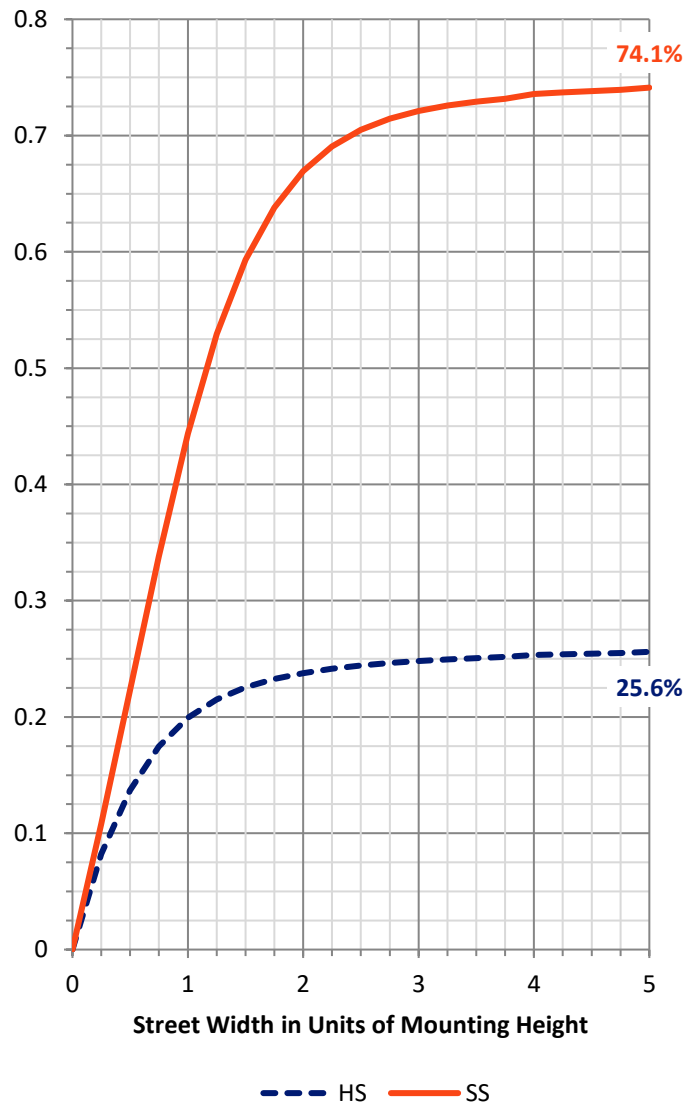
FLUX DISTRIBUTION:

		Downward	Upward	Total
House Side	Lumens	3755.1	0.0	3755.1
	% Fixture	25.8	0.0	25.8
Street Side	Lumens	10816.0	0.0	10816.0
	% Fixture	74.2	0.0	74.2
Total	Lumens	14571.1	0.0	14571.1
	% Fixture	100.0	0.0	100.0

Coefficient of Utilization

ZONAL LUMENS:

Zone	Lumens	% Fixture
0°-10°	239.9	1.6
10°-20°	714.6	4.9
20°-30°	1200.3	8.2
30°-40°	1808.4	12.4
40°-50°	2455.1	16.8
50°-60°	2917.4	20.0
60°-70°	2977.4	20.4
70°-80°	1991.4	13.7
80°-90°	266.4	1.8
90°-100°	0.0	0.0
100°-110°	0.0	0.0
110°-120°	0.0	0.0
120°-130°	0.0	0.0
130°-140°	0.0	0.0
140°-150°	0.0	0.0
150°-160°	0.0	0.0
160°-170°	0.0	0.0
170°-180°	0.0	0.0
0°-90°	14571.1	100.0
0°-180°	14571.1	100.0



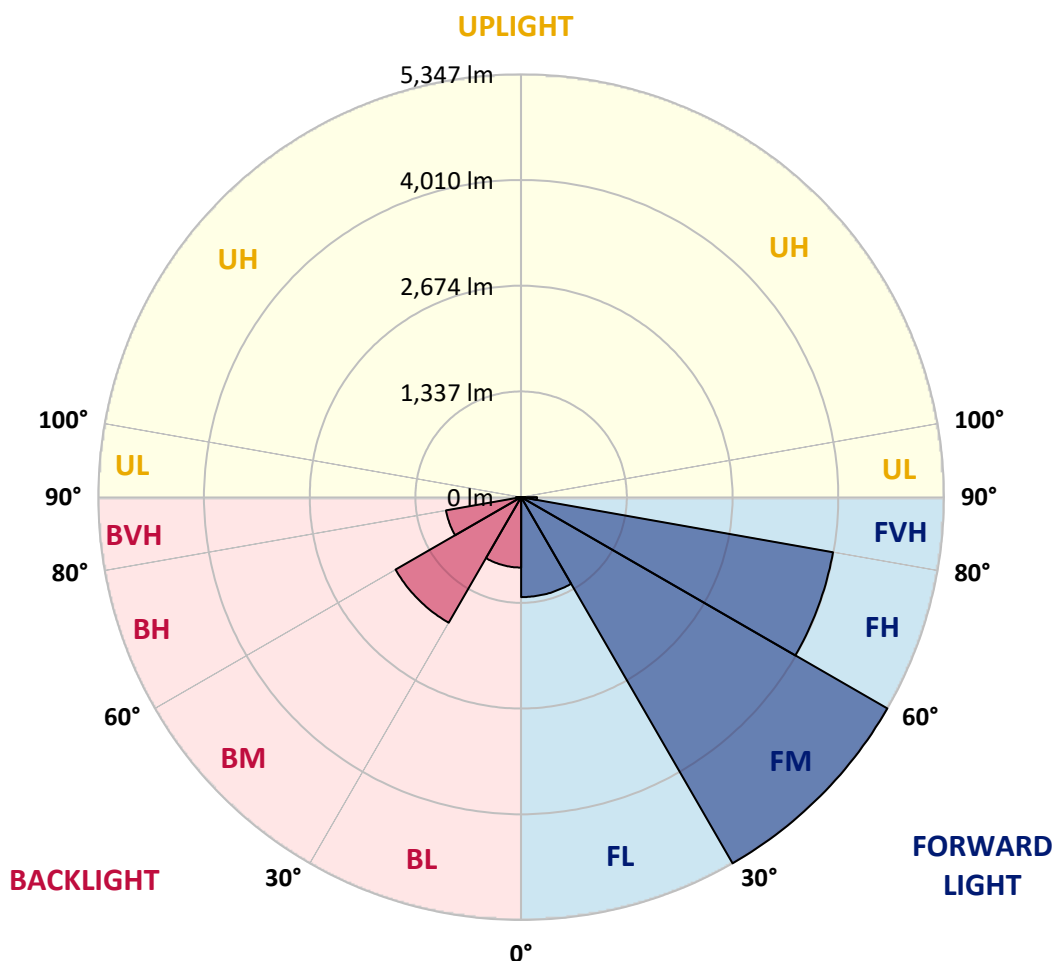
REPORT NUMBER: P868028
 CATALOG NUMBER: MEM2-HSN-SA-110-722-U-T3

LUMINAIRE CLASSIFICATION SYSTEM LUMEN TABLE AND BUG RATING:

Zone		Lumens	% Fixture	Zone Rating/Lumen Limit		
				B	U	G
FL	(0°-30°)	1264.5	8.7			
FM	(30°-60°)	5347.3	36.7			
FH	(60°-80°)	4004.6	27.5			G2/5000
FVH	(80°-90°)	199.6	1.4			G2/225
BL	(0°-30°)	890.4	6.1	B2/1000		
BM	(30°-60°)	1833.6	12.6	B2/2500		
BH	(60°-80°)	964.2	6.6	B2/1000		G2/1000
BVH	(80°-90°)	66.9	0.5			G1/100
UL	(90°-100°)	0.0	0.0		U0/0	
UH	(100°-180°)	0.0	0.0		U0/0	

BUG Rating: B2-U0-G2

Type III Medium





REPORT NUMBER: P868028

CATALOG NUMBER: MEM2-HSN-SA-110-722-U-T3

CANDELA DISTRIBUTION (FULL):

	0°	5°	15°	25°	35°	45°	55°	65°	66°	75°	85°
0°	2507.0	2507.0	2507.0	2507.0	2507.0	2507.0	2507.0	2507.0	2507.0	2507.0	2507.0
2.5°	2596.8	2585.2	2576.5	2582.3	2564.9	2570.7	2550.5	2536.0	2533.1	2527.3	2521.5
5°	2677.8	2677.8	2663.4	2663.4	2643.1	2640.2	2611.3	2579.4	2579.4	2559.1	2536.0
7.5°	2764.7	2758.9	2741.5	2738.6	2715.5	2709.7	2677.8	2628.6	2625.7	2588.1	2553.4
10°	2825.5	2828.4	2816.8	2816.8	2799.4	2785.0	2738.6	2686.5	2680.7	2631.5	2576.5
12.5°	2871.8	2877.6	2874.7	2874.7	2860.2	2860.2	2808.1	2738.6	2732.8	2669.2	2591.0
15°	2921.0	2918.1	2926.8	2929.7	2923.9	2915.2	2877.6	2796.5	2793.6	2709.7	2611.3
17.5°	2964.4	2961.5	2964.4	2978.9	2981.8	2981.8	2944.2	2860.2	2848.6	2758.9	2628.6
20°	2990.5	2996.3	3007.9	3025.2	3033.9	3057.1	3025.2	2935.5	2923.9	2811.0	2666.3
22.5°	3088.9	3071.6	3080.2	3091.8	3103.4	3135.2	3106.3	3013.7	3005.0	2889.2	2709.7
25°	3256.8	3256.8	3236.6	3216.3	3201.8	3216.3	3193.1	3103.4	3097.6	2958.7	2758.9
27.5°	3549.2	3549.2	3505.8	3430.5	3335.0	3308.9	3291.6	3198.9	3181.6	3033.9	2790.7
30°	3919.8	3931.4	3853.2	3725.8	3549.2	3433.4	3390.0	3288.7	3280.0	3109.2	2840.0
32.5°	4316.4	4339.5	4281.7	4096.4	3806.9	3581.1	3511.6	3407.4	3387.1	3198.9	2903.6
35°	4672.5	4695.6	4617.5	4443.8	4073.2	3795.3	3656.3	3537.6	3526.1	3314.7	2999.2
37.5°	4962.0	4967.8	4918.5	4707.2	4296.1	3974.8	3835.8	3694.0	3670.8	3453.7	3100.5
40°	5268.8	5292.0	5242.8	4982.2	4498.8	4168.7	4015.3	3882.1	3861.9	3598.4	3196.0
42.5°	5590.2	5587.3	5587.3	5219.6	4701.4	4330.9	4209.3	4061.6	4050.1	3746.1	3300.3
45°	5787.0	5798.6	5766.8	5361.5	4999.6	4498.8	4397.4	4290.3	4270.1	3951.6	3436.3
47.5°	5836.2	5810.2	5665.4	5471.5	5335.4	4672.5	4634.8	4571.1	4524.8	4177.4	3604.2
50°	5769.7	5729.1	5645.2	5520.7	5459.9	4880.9	4875.1	4907.0	4875.1	4452.5	3798.2
52.5°	5520.7	5514.9	5500.4	5529.4	5431.0	5045.9	5147.2	5257.3	5251.5	4733.3	4000.8
55°	4996.7	5034.3	5208.0	5390.4	5320.9	5158.8	5451.2	5662.5	5639.4	5063.3	4209.3
57.5°	4461.1	4498.8	4721.7	5155.9	5213.8	5280.4	5792.8	6122.8	6085.2	5422.3	4400.3
60°	3995.0	3954.5	4177.4	4802.7	5063.3	5390.4	6131.5	6588.9	6557.1	5781.2	4597.2
62.5°	3256.8	3297.4	3653.4	4287.4	4852.0	5459.9	6409.4	7011.6	6991.3	6111.3	4756.4
65°	2576.5	2521.5	3057.1	3746.1	4487.2	5436.7	6649.7	7408.2	7393.7	6435.5	4878.0
67.5°	1751.5	1713.8	2420.2	3207.6	3992.2	5251.5	6704.7	7674.5	7680.3	6626.6	4909.9
70°	1181.1	1163.8	1739.9	2466.5	3306.0	4852.0	6533.9	7729.6	7749.8	6675.8	4768.0
72.5°	871.4	868.5	1273.8	1760.1	2460.7	4096.4	6067.8	7370.6	7408.2	6328.4	4351.1
75°	686.1	694.8	909.0	1250.6	1641.4	3031.0	5103.8	6319.7	6377.6	5465.7	3612.9
77.5°	561.6	561.6	636.9	897.4	1097.2	1881.7	3670.8	4626.2	4741.9	4218.0	2782.1
80°	454.5	463.2	471.9	625.3	726.6	1074.0	2136.5	3086.0	3170.0	2938.4	2009.1
82.5°	249.0	266.3	257.7	324.2	364.8	497.9	848.2	1247.7	1375.1	1224.6	911.9
85°	17.4	11.6	20.3	26.1	31.8	49.2	66.6	92.6	86.8	124.5	63.7
87.5°	2.9	2.9	2.9	5.8	5.8	8.7	11.6	11.6	11.6	11.6	11.6
90°	0.0	0.0	0.0	0.0	0.0	0.0	0.0	0.0	0.0	0.0	0.0



REPORT NUMBER: P868028

CATALOG NUMBER: MEM2-HSN-SA-110-722-U-T3

CANDELA DISTRIBUTION (continued):

	90°	95°	105°	115°	125°	135°	145°	155°	165°	175°	180°
0°	2507.0	2507.0	2507.0	2507.0	2507.0	2507.0	2507.0	2507.0	2507.0	2507.0	2507.0
2.5°	2518.6	2504.1	2481.0	2475.2	2466.5	2454.9	2443.3	2426.0	2420.2	2426.0	2431.8
5°	2521.5	2501.2	2463.6	2440.5	2417.3	2397.0	2373.9	2350.7	2336.2	2339.1	2350.7
7.5°	2530.2	2501.2	2443.3	2405.7	2368.1	2336.2	2298.6	2272.5	2255.2	2258.1	2266.8
10°	2541.8	2501.2	2431.8	2368.1	2316.0	2269.7	2232.0	2200.2	2182.8	2179.9	2182.8
12.5°	2544.7	2498.4	2405.7	2327.6	2263.9	2203.1	2162.5	2133.6	2116.2	2107.5	2113.3
15°	2553.4	2489.7	2379.7	2284.1	2206.0	2142.3	2093.1	2058.3	2046.7	2040.9	2038.1
17.5°	2564.9	2486.8	2356.5	2240.7	2148.1	2075.7	2032.3	1997.5	1983.0	1977.3	1983.0
20°	2582.3	2489.7	2330.4	2197.3	2096.0	2023.6	1974.4	1939.6	1928.0	1925.2	1922.3
22.5°	2605.5	2495.5	2310.2	2156.7	2038.1	1965.7	1916.5	1893.3	1884.6	1887.5	1887.5
25°	2628.6	2501.2	2281.2	2101.7	1977.3	1902.0	1867.3	1849.9	1855.7	1867.3	1867.3
27.5°	2648.9	2498.4	2240.7	2043.8	1904.9	1835.4	1809.4	1812.2	1826.7	1847.0	1849.9
30°	2674.9	2498.4	2197.3	1971.5	1823.8	1757.2	1751.5	1774.6	1797.8	1818.0	1818.0
32.5°	2715.5	2515.7	2162.5	1899.1	1739.9	1687.8	1713.8	1745.7	1771.7	1792.0	1797.8
35°	2785.0	2553.4	2139.4	1826.7	1658.8	1621.2	1670.4	1722.5	1739.9	1754.3	1757.2
37.5°	2851.5	2588.1	2110.4	1757.2	1574.9	1560.4	1627.0	1682.0	1684.9	1693.6	1693.6
40°	2915.2	2614.2	2072.8	1682.0	1493.8	1493.8	1572.0	1618.3	1612.5	1603.8	1606.7
42.5°	2984.7	2628.6	2029.4	1612.5	1427.2	1427.2	1490.9	1531.4	1528.5	1540.1	1548.8
45°	3068.7	2657.6	1971.5	1548.8	1357.7	1346.2	1398.3	1433.0	1476.4	1528.5	1543.0
47.5°	3184.5	2698.1	1925.2	1479.3	1299.8	1259.3	1279.6	1351.9	1401.2	1444.6	1450.4
50°	3306.0	2756.0	1884.6	1407.0	1230.4	1158.0	1175.4	1256.4	1285.4	1302.7	1311.4
52.5°	3436.3	2802.3	1849.9	1346.2	1158.0	1053.8	1076.9	1155.1	1175.4	1189.8	1192.7
55°	3549.2	2840.0	1806.5	1288.3	1079.8	955.3	984.3	1059.6	1079.8	1097.2	1097.2
57.5°	3667.9	2874.7	1777.5	1239.0	995.9	874.3	894.5	969.8	998.8	1004.6	1013.2
60°	3766.3	2906.5	1751.5	1192.7	917.7	801.9	816.4	883.0	917.7	920.6	926.4
62.5°	3835.8	2926.8	1737.0	1134.8	839.5	729.5	741.1	807.7	848.2	856.9	859.8
65°	3879.3	2938.4	1710.9	1059.6	773.0	668.7	668.7	735.3	775.9	796.1	801.9
67.5°	3859.0	2918.1	1641.4	972.7	712.2	607.9	605.0	671.6	706.4	718.0	720.8
70°	3702.7	2799.4	1499.6	865.6	648.5	552.9	547.1	607.9	639.8	613.7	616.6
72.5°	3384.2	2530.2	1305.6	758.5	581.9	500.8	495.0	547.1	550.0	550.0	547.1
75°	2851.5	2067.0	1042.2	645.6	512.4	445.8	448.7	489.2	492.1	506.6	497.9
77.5°	2185.7	1531.4	813.5	515.3	434.2	396.6	411.1	425.6	445.8	466.1	445.8
80°	1589.3	1056.7	564.5	385.0	335.8	335.8	341.6	356.1	385.0	405.3	385.0
82.5°	680.3	466.1	260.5	191.1	165.0	162.1	165.0	165.0	202.6	208.4	182.4
85°	52.1	43.4	31.8	31.8	26.1	14.5	14.5	11.6	8.7	8.7	8.7
87.5°	11.6	8.7	8.7	8.7	5.8	5.8	5.8	5.8	5.8	5.8	5.8
90°	0.0	0.0	0.0	0.0	0.0	0.0	0.0	0.0	0.0	0.0	0.0

LM-79-2019: Approved Method: Electrical and Photometric Measurements of Solid-State Lighting Products

Report Prepared for

Cooper Lighting Solutions

Streetworks

Report Number: SP1-2407-157-2

Test Date: 08/07/2024

Luminaire Tested: MEM2-HTN-SA-30-722-U-5WQ-2

Data in this report applies to families of products including MEM2-HTN-SA-30-722-U-5WQ-2

Test Information

Test Method: LM-79-2019
 Report Number: SP1-2407-157-2
 Test Lab: COOPER LIGHTING SOLUTIONS
 Photometer: SP1 - 76IN SPHERE
 Measurement Geometry: 4π
 Issue Date: 08/20/2024
 Manufacturer: COOPER LIGHTING SOLUTIONS
 Product Line: Streetworks
 Catalog Number: **MEM2-HTN-SA-30-722-U-5WQ-2**
 Description: Epic Modern Light Square 30W 5WQ Optic and Flare Trim

Spectral Parameters

CCT (K): 2253
 CIE u': 0.2868
 CIE v': 0.5332
 Duv: -0.0014
 CIE x: 0.4974
 CIE y: 0.4110
 CIE z: 0.0915
 Peak Wavelength (nm): 603
 Dominant Wavelength (nm): 587
 Purity: 72.69432
 Rf: 76.9
 Rg: 92.7

CRI (Ra):	70.6		
R1:	68.4	R9:	-36.0
R2:	88.7	R10:	78.2
R3:	85.4	R11:	61.0
R4:	63.5	R12:	74.2
R5:	69.0	R13:	72.8
R6:	88.9	R14:	92.2
R7:	68.5	R15:	58.0
R8:	32.0		



Test Conditions

Stabilization Time: 29M
 Operation Time: 1H 29M
 Sphere Temperature (°C): 24.1

REPORT NUMBER: SP1-2407-157-2

Measurement and Test Equipment			
Instrument	Identification Number	Calibration Date	Calibration Due Date
Photometer	IN0058	6/18/2024	12/18/2024
Power Meter	INXT2011004	2/8/2024	2/8/2025
AC Power Source	IN0063	10/24/2023	10/24/2024
DC Power Source	IN0208	10/24/2023	10/24/2024
Sphere Thermometer	IN0085	10/24/2023	10/24/2024
Room Thermometer	IN0046	10/24/2023	10/24/2024

REPORT NUMBER: SP1-2407-157-2

CIE 1931 Chromaticity Diagram



CIE 1931 Chromaticity Diagram with 2017 ANSI 7-Step and 4-Step Quadrangles



Point lies inside the ANSI 2200K 4-step quadrangle

REPORT NUMBER: SP1-2407-157-2

Photopic Flux vs. Wavelength



Photopic Lumens: NR

λ (nm)	Power W [^] /nm	Lumens (φ/nm)	λ (nm)	Power W [^] /nm	Lumens (φ/nm)	λ (nm)	Power W [^] /nm	Lumens (φ/nm)	λ (nm)	Power W [^] /nm	Lumens (φ/nm)	λ (nm)	Power W [^] /nm	Lumens (φ/nm)
360	0	NR	490	117	NR	620	896	NR	750	20	NR	880	0	NR
365	0	NR	495	137	NR	625	838	NR	755	17	NR	885	0	NR
370	0	NR	500	160	NR	630	774	NR	760	14	NR	890	0	NR
375	0	NR	505	183	NR	635	704	NR	765	12	NR	895	0	NR
380	0	NR	510	202	NR	640	635	NR	770	10	NR	900	0	NR
385	0	NR	515	219	NR	645	565	NR	775	9	NR	905	0	NR
390	0	NR	520	235	NR	650	501	NR	780	7	NR	910	0	NR
395	0	NR	525	249	NR	655	440	NR	785	6	NR	915	0	NR
400	0	NR	530	263	NR	660	383	NR	790	5	NR	920	0	NR
405	0	NR	535	281	NR	665	332	NR	795	5	NR	925	0	NR
410	1	NR	540	302	NR	670	286	NR	800	4	NR	930	0	NR
415	3	NR	545	331	NR	675	245	NR	805	3	NR	935	0	NR
420	6	NR	550	366	NR	680	210	NR	810	3	NR	940	0	NR
425	12	NR	555	411	NR	685	178	NR	815	3	NR	945	0	NR
430	21	NR	560	469	NR	690	152	NR	820	2	NR	950	0	NR
435	38	NR	565	536	NR	695	129	NR	825	2	NR	955	0	NR
440	66	NR	570	614	NR	700	109	NR	830	2	NR	960	0	NR
445	122	NR	575	701	NR	705	92	NR	835	1	NR	965	0	NR
450	215	NR	580	785	NR	710	77	NR	840	1	NR	970	0	NR
455	236	NR	585	863	NR	715	66	NR	845	1	NR	975	0	NR
460	170	NR	590	928	NR	720	55	NR	850	1	NR	980	0	NR
465	148	NR	595	971	NR	725	47	NR	855	1	NR	985	0	NR
470	132	NR	600	994	NR	730	40	NR	860	1	NR	990	0	NR
475	104	NR	605	996	NR	735	33	NR	865	1	NR	995	0	NR
480	97	NR	610	979	NR	740	28	NR	870	1	NR	1000	0	NR
485	105	NR	615	943	NR	745	24	NR	875	0	NR			

REPORT NUMBER: SP1-2407-157-2

Scotopic Flux vs. Wavelength



Scotopic Lumens: NR

S/P: 0.96

λ (nm)	Power W [^] /nm	Lumens (φ/nm)	λ (nm)	Power W [^] /nm	Lumens (φ/nm)	λ (nm)	Power W [^] /nm	Lumens (φ/nm)	λ (nm)	Power W [^] /nm	Lumens (φ/nm)	λ (nm)	Power W [^] /nm	Lumens (φ/nm)
360	0	NR	490	117	NR	620	896	NR	750	20	NR	880	0	NR
365	0	NR	495	137	NR	625	838	NR	755	17	NR	885	0	NR
370	0	NR	500	160	NR	630	774	NR	760	14	NR	890	0	NR
375	0	NR	505	183	NR	635	704	NR	765	12	NR	895	0	NR
380	0	NR	510	202	NR	640	635	NR	770	10	NR	900	0	NR
385	0	NR	515	219	NR	645	565	NR	775	9	NR	905	0	NR
390	0	NR	520	235	NR	650	501	NR	780	7	NR	910	0	NR
395	0	NR	525	249	NR	655	440	NR	785	6	NR	915	0	NR
400	0	NR	530	263	NR	660	383	NR	790	5	NR	920	0	NR
405	0	NR	535	281	NR	665	332	NR	795	5	NR	925	0	NR
410	1	NR	540	302	NR	670	286	NR	800	4	NR	930	0	NR
415	3	NR	545	331	NR	675	245	NR	805	3	NR	935	0	NR
420	6	NR	550	366	NR	680	210	NR	810	3	NR	940	0	NR
425	12	NR	555	411	NR	685	178	NR	815	3	NR	945	0	NR
430	21	NR	560	469	NR	690	152	NR	820	2	NR	950	0	NR
435	38	NR	565	536	NR	695	129	NR	825	2	NR	955	0	NR
440	66	NR	570	614	NR	700	109	NR	830	2	NR	960	0	NR
445	122	NR	575	701	NR	705	92	NR	835	1	NR	965	0	NR
450	215	NR	580	785	NR	710	77	NR	840	1	NR	970	0	NR
455	236	NR	585	863	NR	715	66	NR	845	1	NR	975	0	NR
460	170	NR	590	928	NR	720	55	NR	850	1	NR	980	0	NR
465	148	NR	595	971	NR	725	47	NR	855	1	NR	985	0	NR
470	132	NR	600	994	NR	730	40	NR	860	1	NR	990	0	NR
475	104	NR	605	996	NR	735	33	NR	865	1	NR	995	0	NR
480	97	NR	610	979	NR	740	28	NR	870	1	NR	1000	0	NR
485	105	NR	615	943	NR	745	24	NR	875	0	NR			

REPORT NUMBER: SP1-2407-157-2

Melanopic Flux vs. Wavelength



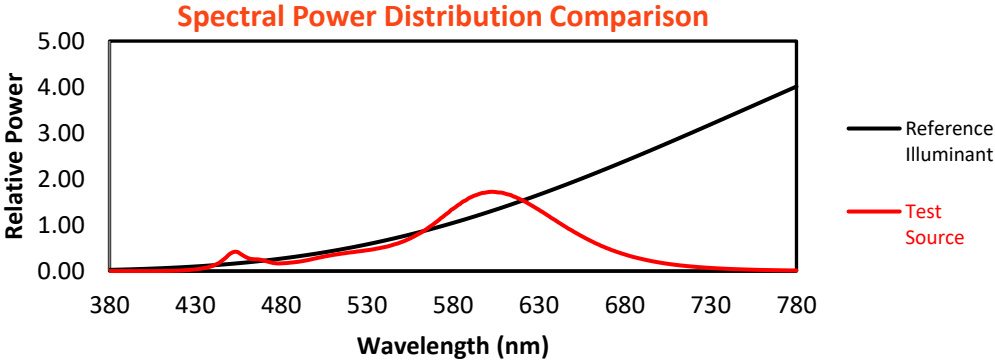
Melanopic Lumens: NR

M/P: 1.71

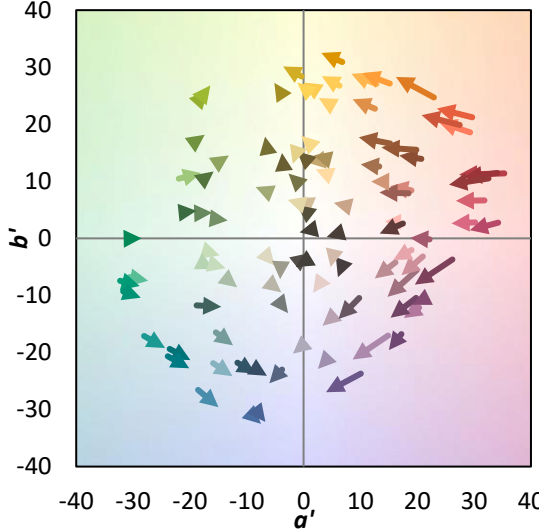
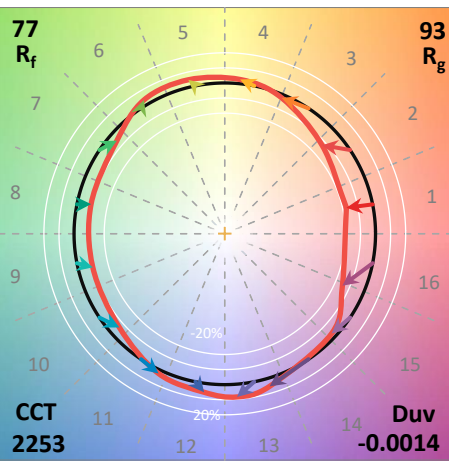
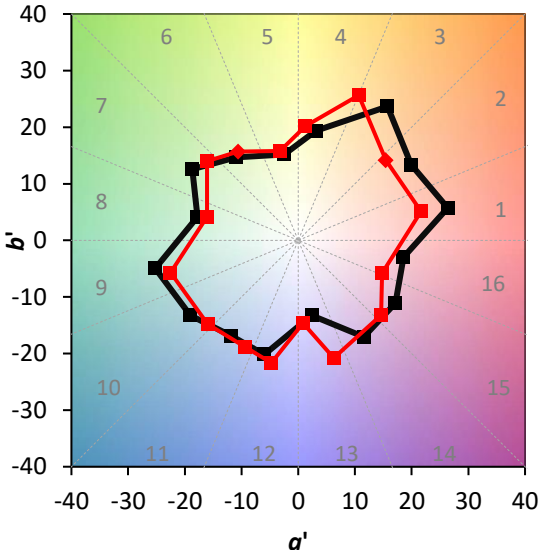
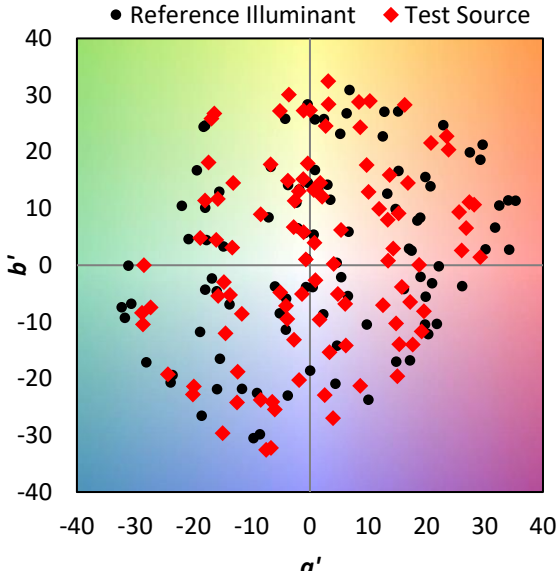
λ (nm)	Power W ² /nm	Lumens (φ/nm)	λ (nm)	Power W ² /nm	Lumens (φ/nm)	λ (nm)	Power W ² /nm	Lumens (φ/nm)	λ (nm)	Power W ² /nm	Lumens (φ/nm)	λ (nm)	Power W ² /nm	Lumens (φ/nm)
360	0	NR	490	117	NR	620	896	NR	750	20	NR	880	0	NR
365	0	NR	495	137	NR	625	838	NR	755	17	NR	885	0	NR
370	0	NR	500	160	NR	630	774	NR	760	14	NR	890	0	NR
375	0	NR	505	183	NR	635	704	NR	765	12	NR	895	0	NR
380	0	NR	510	202	NR	640	635	NR	770	10	NR	900	0	NR
385	0	NR	515	219	NR	645	565	NR	775	9	NR	905	0	NR
390	0	NR	520	235	NR	650	501	NR	780	7	NR	910	0	NR
395	0	NR	525	249	NR	655	440	NR	785	6	NR	915	0	NR
400	0	NR	530	263	NR	660	383	NR	790	5	NR	920	0	NR
405	0	NR	535	281	NR	665	332	NR	795	5	NR	925	0	NR
410	1	NR	540	302	NR	670	286	NR	800	4	NR	930	0	NR
415	3	NR	545	331	NR	675	245	NR	805	3	NR	935	0	NR
420	6	NR	550	366	NR	680	210	NR	810	3	NR	940	0	NR
425	12	NR	555	411	NR	685	178	NR	815	3	NR	945	0	NR
430	21	NR	560	469	NR	690	152	NR	820	2	NR	950	0	NR
435	38	NR	565	536	NR	695	129	NR	825	2	NR	955	0	NR
440	66	NR	570	614	NR	700	109	NR	830	2	NR	960	0	NR
445	122	NR	575	701	NR	705	92	NR	835	1	NR	965	0	NR
450	215	NR	580	785	NR	710	77	NR	840	1	NR	970	0	NR
455	236	NR	585	863	NR	715	66	NR	845	1	NR	975	0	NR
460	170	NR	590	928	NR	720	55	NR	850	1	NR	980	0	NR
465	148	NR	595	971	NR	725	47	NR	855	1	NR	985	0	NR
470	132	NR	600	994	NR	730	40	NR	860	1	NR	990	0	NR
475	104	NR	605	996	NR	735	33	NR	865	1	NR	995	0	NR
480	97	NR	610	979	NR	740	28	NR	870	1	NR	1000	0	NR
485	105	NR	615	943	NR	745	24	NR	875	0	NR			

Summary

$R_f = 76.9$
 $R_g = 92.7$
 CIE $R_a = 70.6$
 $R_9 = -36.0$



Color Vector Graphics



Individual Sample Fidelity Index ($R_{f,i}$)

CES01 = 87	CES26 = 76	CES51 = 88	CES76 = 78
CES02 = 65	CES27 = 94	CES52 = 85	CES77 = 75
CES03 = 32	CES28 = 93	CES53 = 80	CES78 = 79
CES04 = 72	CES29 = 81	CES54 = 86	CES79 = 82
CES05 = 51	CES30 = 91	CES55 = 83	CES80 = 81
CES06 = 52	CES31 = 83	CES56 = 77	CES81 = 51
CES07 = 44	CES32 = 75	CES57 = 75	CES82 = 92
CES08 = 42	CES33 = 88	CES58 = 76	CES83 = 88
CES09 = 29	CES34 = 88	CES59 = 84	CES84 = 90
CES10 = 79	CES35 = 94	CES60 = 91	CES85 = 65
CES11 = 62	CES36 = 90	CES61 = 82	CES86 = 48
CES12 = 68	CES37 = 97	CES62 = 91	CES87 = 76
CES13 = 45	CES38 = 98	CES63 = 86	CES88 = 78
CES14 = 75	CES39 = 97	CES64 = 70	CES89 = 61
CES15 = 72	CES40 = 94	CES65 = 71	CES90 = 80
CES16 = 48	CES41 = 95	CES66 = 71	CES91 = 80
CES17 = 51	CES42 = 89	CES67 = 70	CES92 = 51
CES18 = 57	CES43 = 80	CES68 = 74	CES93 = 68
CES19 = 74	CES44 = 99	CES69 = 84	CES94 = 44
CES20 = 68	CES45 = 83	CES70 = 72	CES95 = 66
CES21 = 88	CES46 = 81	CES71 = 75	CES96 = 75
CES22 = 81	CES47 = 88	CES72 = 89	CES97 = 76
CES23 = 92	CES48 = 73	CES73 = 68	CES98 = 72
CES24 = 92	CES49 = 82	CES74 = 85	CES99 = 63
CES25 = 73	CES50 = 87	CES75 = 80	



Color Rendition by Hue-Angle Bin



Measure Comparisons



(END OF REPORT)